


Contractor On-Boarding Checklist

Purpose


The purpose of this checklist is to ensure that all site requirements for contractors are completed.

Name: <u>Saw Ah Blu</u>	Start Date: <u>11/16/16</u>
Position: <u>2nd shift Comm</u>	Supervisor: <u>Chris Jacobsen</u>
Days Off: <u>Saturday & Sunday</u>	Employee #: <u>3395</u>


	Task	Status
Before First Day	Send welcome packet with important information (e.g. benefits & first day logistics). – CMG	<input type="checkbox"/>
	Provide job information- CMG	<input type="checkbox"/>
	Encourage the review and completion of paperwork (if feasible) Before Day 1 - CMG	<input type="checkbox"/>
	Contact new employee to answer questions and set expectations - CMG	<input type="checkbox"/>
	Background checks in process- CMG	<input type="checkbox"/>
	Complete Drug Screening and assign/prepare logistics (i.e. lockers) - CMG	<input type="checkbox"/>
	Obtain a training sponsor from SuperMom's Manager or Supervisor – CMG	<input type="checkbox"/>
First Day/Orientation	Complete Good Management Practice & Safety Training - CMG	<input type="checkbox"/>
	New Hire Packet (explain benefits, policies, & procedures) - CMG	<input type="checkbox"/>
	Complete paperwork, badge, time clock (in & out) - CMG	<input type="checkbox"/>
	Introduce new employee to training sponsor	<input type="checkbox"/>
	Supervisor welcome new employee	<input type="checkbox"/>
	Communicate vision and mission.	<input type="checkbox"/>
	Discuss PPE requirements (i.e. smock, hair/beard net, boots, ear protection, washing procedures)	<input checked="" type="checkbox"/>
	Provide Safety Expectations (AWAIR)	<input checked="" type="checkbox"/>
First Week	Conduct Tour – introduction to the rest of the team, emergency exits, fire extinguishers, etc.	<input type="checkbox"/>
	Ensure the job roles and responsibilities are clearly communicated to the new employee	<input checked="" type="checkbox"/>
	Introduce the new employee to other employees and management	<input checked="" type="checkbox"/>
	Safe operating procedures of equipment, including location of emergency stops and when and how to implement lockout/tagout procedures.	<input checked="" type="checkbox"/>
	Ensure the tools required for the job and proper working techniques are reviewed.	<input checked="" type="checkbox"/>
	Ensure the hazards of the equipment and safety guards are reviewed.	<input checked="" type="checkbox"/>
	Provide a list of contacts who can address the new employee's questions on a variety of issues.	<input checked="" type="checkbox"/>
	Gather feedback about the orientation program from the new employee.	<input checked="" type="checkbox"/>

CMG Supervisor:  Date: 11/16/16

SuperMoms Training Sponsor: Chris Jacobsen Date: 12-19-16

SuperMoms Supervisor:  Date: 12-19-16

SuperMoms Manager: Michelle Demerque Date: 12/21/16

SuperMoms Human Resources:  Date: 01/04/17