

Contractor On-Boarding Checklist


2879


Purpose


The purpose of this checklist is to ensure that all site requirements for contractors are completed.


Name: Tanya Jackson	Start Date: 7/26/15
Position: wrapping	Supervisor: Miguel Q


	Task	Status
Before First Day	Send welcome packet with important information (e.g. benefits & first day logistics). – CMG	<input type="checkbox"/>
	Provide job information- CMG	<input type="checkbox"/>
	Encourage the review and completion of paperwork (if feasible) Before Day 1 - CMG	<input type="checkbox"/>
	Contact new employee to answer questions and set expectations - CMG	<input type="checkbox"/>
	Background checks in process- CMG	<input type="checkbox"/>
	Complete Drug Screening and assign/prepare logistics (i.e. lockers) - CMG	<input type="checkbox"/>
	Obtain a training sponsor from SuperMom's Manager or Supervisor – CMG	<input type="checkbox"/> Austin
First Day/Orientation	Complete Good Management Practice & Safety Training - CMG	<input type="checkbox"/>
	New Hire Packet (explain benefits, policies, & procedures) - CMG	<input type="checkbox"/>
	Complete paperwork, badge, time clock (in & out) - CMG	<input type="checkbox"/>
	Introduce new employee to training sponsor	<input checked="" type="checkbox"/>
	Supervisor welcome new employee	<input checked="" type="checkbox"/>
	Communicate vision and mission.	<input checked="" type="checkbox"/>
	Discuss PPE requirements (i.e. smock, hair/beard net, boots, ear protection, washing procedures)	<input checked="" type="checkbox"/>
	Provide Safety Expectations (AWAIR)	<input checked="" type="checkbox"/>
First Week	Conduct Tour – introduction to the rest of the team, emergency exits, fire extinguishers, etc.	<input checked="" type="checkbox"/>
	Ensure the job roles and responsibilities are clearly communicated to the new employee	<input checked="" type="checkbox"/>
	Introduce the new employee to other employees and management	<input checked="" type="checkbox"/>
	Safe operating procedures of equipment, including location of emergency stops and when and how to implement lockout/tagout procedures.	<input checked="" type="checkbox"/>
	Ensure the tools required for the job and proper working techniques are reviewed.	<input checked="" type="checkbox"/>
	Ensure the hazards of the equipment and safety guards are reviewed.	<input checked="" type="checkbox"/>
	Provide a list of contacts who can address the new employee's questions on a variety of issues.	<input checked="" type="checkbox"/>
Gather feedback about the orientation program from the new employee.	<input checked="" type="checkbox"/>	

CMG Supervisor:  Date: 7/26/15

SuperMoms Training Sponsor:  Date: 7-31-15

SuperMoms Supervisor:  Date: 7/31/15

SuperMoms Manager:  Date: 8/3/15

SuperMoms Human Resources:  Date: 8/3/15

SuperMom's Safety Policy

I acknowledge the receipt of a copy of SuperMom's Safety Policy. I will notify my supervisor or the company's policy administrator should I have any safety questions that may arise. I also understand that failure to follow the safety policies may result in disciplinary action. I understand that it is my responsibility to read and comply with the policies contained in the manual.

SIGNATURE: _____

PRINTED NAME: _____

EMPLOYEE NUMBER: _____

DATE SIGNED: _____

Tanya Jackson
TANYA JACKSON

7-31-15