

CORPORATE MANAGEMENT GROUP



Employment Application

Office Hours: 9am-4pm Mon-Thur, 9am-3pm Fri
 Office Number: 507-923-4955
 Office Address: 3707 Commercial Dr. SW Rochester, MN 55902

Applicant Information

(APPLICANTS MAY BE TESTED FOR ILLEGAL DRUGS AND A BACKGROUND CHECK WILL BE COMPLETED)

Please fully complete pages 1-3

Full Name: (Last Name, First Name) Larnell Williams Date: 9/9/20
 Address: (Street Address) 970 11th Ave Apt 307 (Apt. /Unit #) 307
 (City) Rochester (State) MN (ZIP Code) 55902
 Phone: 563-200-3386 Email: Nelly21williams20@gmail.com
 Social Security No. 270-84-8241 Date Available: open
 Position Applied for: Open Desired Salary: \$13⁺/open
 Shift Available to work: 1st 2nd 3rd Employment desired: Full-Time Part-Time
 Are you authorized to work in the U.S.? Yes No
 How did you hear about us? Walk in Referral Name: _____
 If under 18, please list age: _____

Do you have responsibilities or commitments that will prevent you from meeting specified work schedules? No Yes

Education				
Type of School	Name of School	Location (Complete Mailing Address)	Number of Years Completed	Major & Degree
High School	<u>Euclid</u>		<u>Diploma</u>	
College				
Bus. Or <u>Trade School</u>	<u>east lake</u>		<u>3 years</u>	
Professional School				

CORPORATE MANAGEMENT GROUP

Employment Application

Office Hours: 9am-4pm Mon-Thur, 9am-3pm Fri

Office Number: 507-923-4955

Office Address: 3707 Commercial Dr. SW Rochester, MN 55902



PLEASE READ CAREFULLY APPLICATION FORM WAIVER

In exchange for the consideration of my job application by Corporate Management Group, Inc.,

I agree that:

Neither the acceptance of this application nor the subsequent entry into any type of employment relationship, either in the position applied for or any other position, and regardless of the contents of employee handbooks, personnel manuals, benefit plans, policy statements and the like as they may exist from time to time, or other company practices, shall serve to create an actual or implied contract of employment, or to confer any right to remain an employee of Corporate Management Group, Inc. (CMG), or otherwise to change in any respect the employment-at-will relationship between it and the undersigned, and that relationship cannot be altered except by a written instrument signed by an officer of CMG. Both the undersigned and CMG may end the employment relationship at any time, without specified notice or reason. If employed, I understand that CMG may unilaterally change or revise their benefits, policies and procedures and such changes may include reduction in benefits.


I authorize investigation of all statements contained in this application. I understand that the misrepresentation or omission of facts will result in my disqualification from consideration for employment or, if discovered after I begin employment, will result in my termination. I hereby give CMG permission to contact schools, all previous employers (unless otherwise indicated), references and others and hereby release CMG from any liability as a result of such contact.

I understand that a comprehensive background check may be conducted to determine my eligibility for hire by CMG. This may include but is not limited to, investigations of criminal and/or conviction records, driving records and/or a drug screen test as required by clients, government regulations or by CMG policies.

I release CMG and other persons or entities from any claims that might be based on CMG's decision to conduct a background check.

I understand that, in connection with the routine processing of your employment application, CMG may request from a consumer reporting agency an investigative consumer report including information as to my credit records, character, general reputation, personal characteristics and mode of living. Upon written request from me, CMG will provide me with additional information concerning the nature and scope of any such report requested by it, as required by the Fair Credit Reporting Act.

I further understand that my employment with CMG shall be probationary for a period of ninety (90) days and further that at any time during the probationary period or thereafter, my employment relationship with CMG is terminable at will for any reason by either party.

Signature of applicant  Date: 09/09/20

IOWA DRIVER LICENSE



USA

WILLIAMS
LARNELL MARCESE

317 21ST ST
 BETTENDORF, IA 52722

41 DL No: **706AJ7088**
 4a Issue: **08/07/2020** 4b Exp: **07/16/2027**
 15 Sex: **M** 10 Hgt: **6'-01"** 18 Eyes: **BRO**
 8 Class: **C** 9a End: **NONE**
 12 Rest: **NONE** MED ALERT: Y

DOB **07/16/1985**
 DD **848674325WL1445M16072D** **07/16/85**

Keep your card in a safe place to prevent loss.
DO NOT CARRY THIS CARD WITH YOU.
 Do not laminate.


SOCIAL SECURITY

270-84-0241

THIS NUMBER HAS BEEN ESTABLISHED FOR

LARNELL M WILLIAMS

SIGNATURE **05/11/2015**



ARE
 allow
 or stole
 record
 changes
 our iden
 e your emp
 can record
 eeping purp
 number by
 n. Private c
 ur number.
 whether g
 s used.
 Security ca
 als if you t
 work, your S
 ION." If ye
 ow your U.S.
 come disabl
 socialsecurit

Pay Information

Payday is every Friday

Name: Larnell Williams

Last 4 of SSN: 0241

Please mark what option you choose

Direct Deposit

Bank Name _____

Circle One

Account Number _____

Checking -or- Savings

Routing Number _____

I Understand and acknowledge that if I do not provide a voided check with this direct deposit form, I am responsible for any delays in payroll or extra costs included if the account number that I provide is incorrect.

Initial _____

Bank of America Money Network Card

↓ Office Use Only ↓

~~Routing~~
~~Account~~ Number 084003997

~~Account~~
~~Routing~~ Number 7277631800186325

Complete the following information/Completa los siguientes datos

First Name/Nombre:

Last Name/Apellido:

Employee ID Number/Número de Empleado:

Social Security Number (optional)/ Número de Seguro Social (opcional)
 - -

Detach this slip and provide it to your employer. You will not need this information, again.

Desprende este volante y entrégaselo a tu patrono o empleador. No necesitarás usar esta información nuevamente.

FOR EMPLOYER USE ONLY
PARA USO DEL PATRONO O EMPLEADOR SOLAMENTE

ROUTING NUMBER: 084003997
ACCOUNT NUMBER: 7277631800186325

Money Network® Checks and Money Network Cards are issued by MetaBank®, Member FDIC.

BALANCE and TRANSACTION LIMITS SCHEDULE

Load Limitations	Limit Amount
Maximum Account Balance ³	\$8000 ³
ACH Deposit of Other Funds (Direct Deposit) Load ³	\$4000 per day \$8000 per calendar month ³
Load check funds via Mobile App ^{1,2,3}	\$25-2500 per check \$5000 per day \$10000 per month ³
Load Cash at Load Location ^{1,2,3}	\$2500 per transaction and per day \$5000 per month ^{1,2,3}
Secondary Account	\$8000 maximum account balance
Secondary Account Transfer	\$1000 per day \$2000 per month
Withdrawal Limitations ^{1,2}	Limit Amount ^{1,2}
ATM Withdrawal Limit	\$600 per transaction and per day
Money Network Check Limit	\$9999.99 per Check and per day
Bank/Teller Over the Counter Withdrawal	\$8000 per transaction and per day
ACH Transfer to Domestic Bank	\$8000 per transaction \$16000 per day \$64000 per month
ACH Transfer to International Bank	\$1000 per transaction and per day \$2000 per month

Spend Limitations ^{1,2}	Limit Amount ^{1,2}
ATM Debit Transactions	\$3000 per transaction and per day
Signature Debit Transactions	\$3000 per transaction and per day

Third parties may impose additional limitations and charge a separate fee. Reload locations may set a minimum load amount. For security reasons, we may impose additional limits on the amount, number, or types of Money Network Service transactions you may make. These limits apply to the transaction types identified. Your Fee Schedule identifies the transaction types available to you and the applicable fees. If you are participating in the payroll program of the employer that initially enrolled you into the Money Network Service, the Maximum Account Balance does not apply to wage deposits received from that employer. Loads via other load transactions may be rejected if you have reached the Maximum Account Balance or the load will cause your Balance to exceed the Maximum Account Balance.

HOW DO I...

REPORT A LOST OR STOLEN CARD OR CHECK Call 1.888.913.0900 immediately to report it.

DISPUTE A TRANSACTION
 If you don't recognize a transaction in your recent history, promptly call the Customer Service member at 1-888-913-0900 to dispute the transaction.

For questions about your Account call 1-888-913-0900 or visit moneynetwork.com



New Employee Acknowledgement Form

Welcome to CMG and Reichel Foods!

As a new employee, you will be provided with the website, username and password to view the new hire forms that you signed during your CMG interview. Please sign and date the bottom of the sheet stating that you received your login information.

CMG/ ESSG Handbook

Healthcare Notice of Exchange and Website for Enrollment

Safety Policy

Drug and Alcohol Testing Policy

View Paystubs

Website: <https://zenople.esgazure.com/login/cm>

Login Name: phone # 563-200-83386

Login Password: LW@0241

I hereby acknowledge that I have been provided with the login information to view the items listed above. I understand that it is my responsibility to read and follow each document provided to me and that if I have any questions concerning the times or its content, that it is my responsibility to address my questions with my supervisor or CMG representative, and hereby waive any claim, now or in the future, that I did not receive, did not read or did not comprehend the items or their contents.

Signature: 

Date: 9/10/10



Employment Eligibility Verification
Department of Homeland Security
 U.S. Citizenship and Immigration Services

USCIS
Form I-9
 OMB No. 1615-0047
 Expires 08/31/2019

▶ **START HERE:** Read instructions carefully before completing this form. The instructions must be available, either in paper or electronically, during completion of this form. Employers are liable for errors in the completion of this form.

ANTI-DISCRIMINATION NOTICE: It is illegal to discriminate against work-authorized individuals. Employers CANNOT specify which document(s) an employee may present to establish employment authorization and identity. The refusal to hire or continue to employ an individual because the documentation presented has a future expiration date may also constitute illegal discrimination.

Section 1: Employee Information and Attestation (Employees must complete and sign Section 1 of Form I-9 no later than the first day of employment, but not before accepting a job offer.)

Last Name (Family Name) <u>Williams</u>		First Name (Given Name) <u>Larnell</u>		Middle Initial <u>m</u>	Other Last Names Used (if any) N/A	
Address (Street Number and Name) <u>970 11th Ave Nw</u>			Apt. Number <u>307</u>	City or Town <u>Rochester</u>		State <u>MN</u> ZIP Code <u>5</u>
Date of Birth (mm/dd/yyyy) <u>7/16/1995</u>	U.S. Social Security Number <u>270-84-0291</u>		Employee's E-mail Address N/A		Employee's Telephone Number <u>563-200-3388</u>	

I am aware that federal law provides for imprisonment and/or fines for false statements or use of false documents in connection with the completion of this form.

I attest, under penalty of perjury, that I am (check one of the following boxes):

<input checked="" type="checkbox"/> 1. A citizen of the United States
<input type="checkbox"/> 2. A noncitizen national of the United States (See instructions)
<input checked="" type="checkbox"/> 3. A lawful permanent resident (Alien Registration Number/USCIS Number): _____
<input type="checkbox"/> 4. An alien authorized to work until (expiration date, if applicable, mm/dd/yyyy): _____ Some aliens may write "N/A" in the expiration date field. (See instructions)

Aliens authorized to work must provide only one of the following document numbers to complete Form I-9: An Alien Registration Number/USCIS Number OR Form I-94 Admission Number OR Foreign Passport Number.

1. Alien Registration Number/USCIS Number: _____
 OR
 2. Form I-94 Admission Number: _____
 OR
 3. Foreign Passport Number: _____
 Country of Issuance: _____

QR Code - Section 1
Do Not Write in This Space

Signature of Employee <u>[Signature]</u>	Today's Date (mm/dd/yyyy) <u>9/10/20</u>
---	---

Preparer and/or Translator Certification (check one):

I did not use a preparer or translator. A preparer(s) and/or translator(s) assisted the employee in completing Section 1.
 (Fields below must be completed and signed when preparers and/or translators assist an employee in completing Section 1.)

I attest, under penalty of perjury, that I have assisted in the completion of Section 1 of this form and that to the best of my knowledge the information is true and correct.

Signature of Preparer or Translator		Today's Date (mm/dd/yyyy)	
Last Name (Family Name)		First Name (Given Name)	
Address (Street Number and Name)		City or Town	State ZIP Code

STOP Employer Completes Next Page STOP

EMERGENCY CONTACT INFORMATION

Employer Solutions Staffing Group In-Case of an Emergency – Notification Information

Employee Name: Larnell Williams

Employee Phone Number: 863-202-3386

Employee Address: _____

Emergency Contact – Please list at least one person with one working phone number.

We will only contact the name(s) listed below if we are unable to get ahold of you or if there is an emergency.

Contact # 1: Shianna Jackson

Name: ~~Larnell Williams~~

Relationship: Friend

Phone Number: 507-517-7395

Contact # 2

Name: Tina M Williams (Dunn)

Relationship: Mother

Phone Number: 330-951-6012

Additional information you want ESSG and our client to know in the event of an emergency:

This information will remain confidential and will only be used in the case of an emergency.

Authorization to Enter New Hire Information

By signing below, I authorize a member of Corporate Management Group – Rochester Office – to enter my new hire paperwork into the online Zenopole (NHO) site. I understand that I will be provided access via login name and password to view the forms that they have completed on my behalf.

Employee Signature:  Date: 9/10/20

Insurance Information

I understand that the CMG Staff defaults to decline insurance when entering my new hire paperwork unless specified otherwise during my interview.

I understand that I have 30 days after my employment starts to apply for insurance through ESSG via the login information provided to me.

I agree: lw (initial)

Applicant Certification and Authorization for Background Check

Please read the below statements and initial on the indicated line

(This information will be inputted onto the online NHO form – you will be provided the login information during your interview)

I authorize Employer Solutions Staffing Group (ESSG) to use the information and statements contained in this application to determine my qualifications. I authorize ESSG to make inquiries of my former employers, except as indicated in this application, regarding my previous duties, responsibilities, performance, compensation and eligibility for rehire.

I understand that comprehensive background checks may be conducted to determine my eligibility for my hire by certain clients of ESSG. This may include – but is not limited to, investigations of criminal and/or conviction records, driving records and/or a drug screen test as required by clients, government regulations or by ESSG policies.

I release ESSG and other persons or entities from any claims that might be based on ESSG's decision to conduct a background check. I certify that all statements made in my application are true and accurate and that I have not omitted any material information or provided false or misleading information. I understand that any material omission or misrepresentation will result in my disqualification from consideration for employment or if discovered after I begin my employment, will result in my termination.

If hired, I agree to abide by the policies and procedures of ESSG.

I have read and agree LW (initial)

I hereby authorize Employer Solutions Staffing Group, LLC and its designated agents and representatives to conduct a comprehensive review of my background causing a consumer report and/or an investigative consumer report to be generated for employment purposes. I understand that the scope of the consumer report / investigative consumer report may include, but is not limited to the following areas: verification of social security number, credit reports, current and previous residences, employment history, education background, character references, drug testing, civil and criminal history records from any criminal justice agency in any or all federal, state, country jurisdictions, driving records, birth records, and any other public records.

I further authorize any individual, company, firm, corporation or public agency to divulge any and all information, verbal or written, pertaining to me, to Employer Solutions Staffing Group, LLC or its agents. I further authorize the complete release of any records or data pertaining to me which the individual, company, firm, corporation or public agency may have to include information or data received from other sources Employer Solutions Staffing Group, LLC and its designated agents and representatives shall maintain all information received from this authorization in a confidential manner in order to protect the applicants personal information, including, but not limited to, addresses, social security numbers and dates of birth.

I have read and agree LW (initial)

Employee Photo Release Form

I, LW, agree to let Reichel Foods use my picture for internal security purposes. I also agree to submit a written request to Reichel Foods if/when I wish my photo be removed from the company database.

Employee Signature Name: 

Date: 9/10/20

Minnesota/Federal W-4 Information

(This information will be inputted onto the online NHO form – you will be provided the login information during your interview)

Minnesota W-4 Information-

Choose your filing status (mark one):

Single; Married, but legally separated; or Spouse is a nonresident alien

Married

Married but withhold at higher Single rate

Exempt? Yes No

Total Number of Minnesota allowances: 1

I certify that all information provided above is correct. I understand there is a \$500 penalty for filling or false withholding allowance/exemption certificate.

I have read and agree LW (initial)

Federal W-4 Information-

Exempt? Yes No

Choose your filing status (mark one):

Single or Married filing separately

Married filing jointly (or qualifying widow(er))

Head of Household (check only if you're unmarried and pay more than half the costs of keeping up a home for yourself and a qualifying individual.)

Total Number of Federal allowances: 1

If you would like to fill out the complete Minnesota or Federal W-4 form, please let your interviewer know.

Would you like to receive your W-2 statement electronically via email? If so, please list your email below, if not, leave blank.

Email: Nelly2williams20@gmail.com

Work Opportunity Tax Credit Questionnaire

This Company participates in federal and/or state tax credit programs. The information you give will be used to determine the company's eligibility for these programs and will in no way negatively impact any hiring, retention, or promotion decisions.

Do any of these statements apply to you?

You or a household member received...

- Unemployment compensation in 2020
- Any type of government assistance
- Welfare/TANF
- Food Stamps/SNAP
- Social Security Income benefits

You...

- Have been approved to receive unemployment compensation in 2020
- Served in the U.S. Armed Forces
- Received vocational rehabilitation services
- Were convicted of a felony

YES / NOT SURE NO

If you marked yes or not sure, please answer the following questions:

Are you under age 40? YES / NO

What is your date of Birth? (MM/DD/YYYY) 7/16/1985

Have you previously worked for Employer Solutions Group? YES NO

Please Select your answers to the following questions:

Have you received or have been approved to receive unemployment compensation in the last 90 days? YES / NO / NOT SURE

Have you served in the U.S. Military? YES / NO / NOT SURE

- If you marked yes or not sure, please answer the following questions:

Were you unemployed for at least 6 months in the past year? YES / NO / NOT SURE

Have you received SNAP (Food Stamps) in the past 15 months? YES / NO / NOT SURE

Are you entitled to compensation for a service-related disability? YES / NO / NOT SURE

Were you discharged or released from active duty in the past year? YES / NO / NOT SURE

If discharged or released, in what year were you discharged from active duty? (YYYY)
Branch of Service?

AIR FORCE / ARMY / COAST GUARD / MARINE CORPS / NATL' GUARD / NAVY

Have you or a household member received SNAP (Food Stamps) in the past 6 months?
YES / NO / NOT SURE

Have you or someone in your household received or stopped receiving TANF (Welfare), childcare, housing, or transportation assistance in the past 2 years? YES / NO / NOT SURE

- If you marked yes or not sure, please answer the following questions:

Did you or your household member receive assistance at least 9 months in the past 18 months?

YES / NO / NOT SURE

Did you or your household member receive assistance for at least the past 18 months?

YES / NO / NOT SURE

Did you or your household member receive assistance at least 18 months between August 1997 and August 2018? YES / NO / NOT SURE

Did you or a household member stop receiving assistance in the past 2 years because it exceeded the time limitation? YES / NO / NOT SURE

What was the state in which you received your TANF (Welfare) benefit? (STATE?)

Have you received SSI (Social Security Income) benefits in the last 90 days?

YES / NO / NOT SURE

Have you received vocational rehabilitation services? YES / NO / NOT SURE

- If you marked yes, what rehabilitation service did you received?

STATE AGENCY / VETERANS ADMINISTRATION / TICKET TO WORK

Have you been unemployed for at least 27 weeks in a row, during which you received some unemployment compensation? YES / NO / NOT SURE

- If you marked yes, when were you unemployed?

From (MM/DD/YYYY) to (MM/DD/YYYY)

What state in which you received compensation? (STATE?)

Were you convicted of a felony or released from prison for a felony in the past year?

YES / NO / NOT SURE

What was your conviction date? MM/DD/YYYY

What was your release date? MM/DD/YYYY

What state was your conviction in? (STATE)

What it a Federal or State Conviction? FEDERAL / STATE

Did you receive deferred adjudication? YES / NO / NOT SURE

Have you received a conditional certification from the state workforce agency (SWA) or a participating local agency for the work opportunity credit? YES / NO / NOT SURE

updated 10-22-2020



2020 W4-MN, Minnesota Employee Withholding Allowance/Exemption Certificate

Employees

Complete Form W-4MN so that your employer can withhold the correct Minnesota income tax from your pay. Consider completing a new Form W-4MN each year and when your personal or financial situation changes.

Employee's First Name and Initial <u>Larnell M</u>	Last Name <u>William S</u>	Employee's Social Security Number <u>270-84-0241</u>
Permanent Address <u>970th Northwest Apt 307</u>		Marital Status (Check one): <input checked="" type="checkbox"/> Single; Married, but legally separated; or Spouse is a nonresident alien <input type="checkbox"/> Married <input type="checkbox"/> Married, but withhold at higher Single rate
City <u>Rochester</u>	State <u>MN</u>	ZIP Code <u>55901</u>

Read instructions on back. Complete Section 1 OR Section 2, then sign and give the completed form to your employer.

Do not complete both Section 1 and Section 2. Completing both sections will make the form invalid.

Section 1 — Determining Minnesota Allowances

- A Enter "1" for yourself if no one else can claim you as a dependent A 1
- B Enter "1" if any of the following apply: B 1
 - You are single and have only one job
 - You are married, have only one job, and your spouse does not work
 - Your wages from a second job or your spouse's wages are \$1500 or less
- C Enter "1" for your spouse. You may choose to enter "0" if you are married and have either a working spouse or more than one job. (Entering "0" may help you avoid having too little tax withheld.) C _____
- D Enter the number of dependents (other than your spouse or yourself) you will claim on your tax return. . . . D 2
- E Enter "1" if you will file as Head of Household (see instructions for qualifying as Head of Household). E _____
- F Total number of allowances claimed. Add steps A through E.
If you plan to itemize deductions on your 2020 Minnesota income tax return, you may also complete the Itemized Deductions and Additional Income Worksheet. F 4

Section 2 — Exemption From Minnesota Withholding

Complete Section 2 if you claim to be exempt from Minnesota income tax withholding (see Section 2 instructions for qualifications). If applicable, check one box below to indicate why you believe you are exempt:

- A I meet the requirements and claim exempt from both federal and Minnesota income tax withholding.
- B Even though I did not claim exempt from federal withholding, I claim exempt from Minnesota withholding, because of all of the following:
 - I had no Minnesota income tax liability last year
 - I received a refund of all Minnesota income tax withheld
 - I expect to have no Minnesota income tax liability this year
- C All of the following are true:
 - My spouse is a military service member assigned to a military location in Minnesota
 - My domicile (legal residence) is in another state
 - I am in Minnesota solely to be with my spouse. My state of domicile is _____
- D I am an American Indian that resides and works on a reservation.
- E I am a member of the Minnesota National Guard or an active duty U.S. military member and claim exempt from Minnesota withholding on my military pay.
- F I receive a military pension or other military retirement pay as calculated under U.S. Code, title 10, sections 1401 through 1414, 1447 through 1455, and 12733 and I claim exempt from Minnesota withholding on this retirement pay.

Minnesota Allowances and Additional Withholding

- 1 Minnesota Allowances. Enter Step F from Section 1 above or Step 10 of the Itemized Deductions Worksheet . . 1 4
- 2 Additional Minnesota withholding you want deducted each pay period (see instructions) 2 _____

I certify that all information provided in Section 1 OR Section 2 is correct. I understand there is a \$500 penalty for filing a false Form W-4MN.

Employee's Signature <u>[Signature]</u>	Date <u>10/22/20</u>	Daytime Phone _____
--	-------------------------	------------------------

Employees: Give the completed form to your employer.

Employers

See the employer instructions to determine if you must send a copy of this form to the Minnesota Department of Revenue. If required, enter your information below and mail this form to the address in the instructions. (Incomplete forms are considered invalid.) We may assess a \$50 penalty for each required Form W-4MN not filed with us. Keep a copy for your records.

Name of Employer _____	Federal Employer ID Number (FEIN) _____	Minnesota Tax ID Number _____
Address _____	City _____	State _____
		ZIP Code _____

Form W-4MN Employee Instructions

Complete this form for your employer to calculate the amount of Minnesota income tax to be withheld from your pay.

What's New?

Beginning in 2020, federal Form W-4 does not use withholding allowances. If you complete a 2020 Form W-4, you must complete Minnesota Form W-4MN to determine your allowances for Minnesota income tax withholding.

When should I complete Form W-4MN?

Complete Form W-4MN if any of the following apply:

- You begin employment
- You change your filing status
- You reasonably expect to change your filing status in the next calendar year
- Your personal or financial situation changes
- You claim exempt from Minnesota withholding (see Section 2 instructions for qualifications)
- You request an additional amount of tax deducted each pay period

If you have not had sufficient Minnesota income tax withheld from your wages, we may assess penalty and interest when you file your state income tax return.

Your employer may be required to submit copies of your Form W-4MN to the Minnesota Department of Revenue.

Note: You may be subject to a \$500 penalty if you submit a false Form W-4MN.

What if I have completed federal Form W-4?

If you completed a Form W-4 from 2019 or in prior years, you may complete Form W-4MN to determine your allowances for Minnesota withholding purposes. If you completed a 2020 Form W-4, you **must** complete Form W-4MN to determine your allowances for Minnesota withholding.

Your Minnesota allowances must not be greater than your federal allowances.

What if I am exempt from Minnesota withholding?

If you claim exempt from Minnesota withholding, complete only Section 2 of Form W-4MN and sign the form to validate it. You must provide your employer with a new Form W-4MN by February 15 of each year if you claim exempt.

You cannot claim exempt from withholding if all of the following apply:

- Another person can claim you as a dependent on their federal tax return
- Your annual income exceeds \$1,100
- Your annual income includes more than \$350 of unearned income

What if I am a nonresident alien for U.S. income taxes?

If you are a nonresident alien, you are not allowed to claim exempt from withholding. You will check the single box for marital status regardless of your actual marital status and may enter one personal allowance on Step A. Enter zero on steps B, C, and E.

If you are resident of Canada, Mexico, South Korea or India and allowed to claim dependents, you may enter the number of dependents on Step D.

Section 1 — Minnesota Allowances Worksheet

Complete Section 1 to find your allowances for Minnesota withholding tax. For regular wages, withholding must be based on allowances you claimed and may not be a flat amount or percentage of wages.

If you expect to owe more income tax for the year than will be withheld, you can claim fewer allowances or request additional Minnesota withholding from your wages. Enter the amount of additional Minnesota income tax you want withheld on line 2 of Section 1

Nonwage Income

Consider making estimated payments if you have a large amount of "nonwage income." Nonwage income (other than tax-exempt income) includes interest, dividends, net rental income, unemployment compensation, gambling winnings, prizes and awards, hobby income, capital gains, royalties, and partnership income.

Two Earners or Multiple Jobs

If your spouse works or you have more than one job, figure the total number of allowances you are entitled to claim on all jobs using worksheets from only one Form W-4MN. Usually, your withholding will be more accurate when all allowances are claimed on the Form W-4MN for the highest paying job and zero allowances are claimed on the others.

Head of Household

You may claim Head of Household as your filing status if you are unmarried and pay more than 50 percent of the costs of keeping up a home for yourself, your dependents, and other qualifying individuals. Enter "1" on Step E if you may claim Head of Household as your filing status on your tax return.

Continued

Employee's Withholding Certificate

▶ Complete Form W-4 so that your employer can withhold the correct federal income tax from your pay.
▶ Give Form W-4 to your employer.
▶ Your withholding is subject to review by the IRS.

2020

Step 1: Enter Personal Information	(a) First name and middle initial <u>Larnell M</u>	Last name <u>Williams</u>	(b) Social security number <u>270-84-0241</u>
	Address <u>970 11th Northwest Apt 307</u>		▶ Does your name match the name on your social security card? If not, to ensure you get credit for your earnings, contact SSA at 800-772-1213 or go to www.ssa.gov .
	City or town, state, and ZIP code <u>Rochester MN 55901</u>		
	(c) <input checked="" type="checkbox"/> Single or Married filing separately <input type="checkbox"/> Married filing jointly (or Qualifying widow(er)) <input type="checkbox"/> Head of household (Check only if you're unmarried and pay more than half the costs of keeping up a home for yourself and a qualifying individual.)		

Complete Steps 2-4 ONLY if they apply to you; otherwise, skip to Step 5. See page 2 for more information on each step, who can claim exemption from withholding, when to use the online estimator, and privacy.

Step 2: Complete this step if you (1) hold more than one job at a time, or (2) are married filing jointly and your spouse also works. The correct amount of withholding depends on income earned from all of these jobs.

Multiple Jobs or Spouse Works Do only one of the following.

(a) Use the estimator at www.irs.gov/W4App for most accurate withholding for this step (and Steps 3-4); or

(b) Use the Multiple Jobs Worksheet on page 3 and enter the result in Step 4(c) below for roughly accurate withholding; or

(c) If there are only two jobs total, you may check this box. Do the same on Form W-4 for the other job. This option is accurate for jobs with similar pay; otherwise, more tax than necessary may be withheld ▶

TIP: To be accurate, submit a 2020 Form W-4 for all other jobs. If you (or your spouse) have self-employment income, including as an independent contractor, use the estimator.

Complete Steps 3-4(b) on Form W-4 for only ONE of these jobs. Leave those steps blank for the other jobs. (Your withholding will be most accurate if you complete Steps 3-4(b) on the Form W-4 for the highest paying job.)

Step 3: Claim Dependents	If your income will be \$200,000 or less (\$400,000 or less if married filing jointly):		
	Multiply the number of qualifying children under age 17 by \$2,000 ▶ <u>\$ 4000</u>		
	Multiply the number of other dependents by \$500 ▶ \$ _____		
	Add the amounts above and enter the total here	3	\$ <u>4000</u>
Step 4 (optional): Other Adjustments	(a) Other income (not from jobs). If you want tax withheld for other income you expect this year that won't have withholding, enter the amount of other income here. This may include interest, dividends, and retirement income	4(a)	\$ _____
	(b) Deductions. If you expect to claim deductions other than the standard deduction and want to reduce your withholding, use the Deductions Worksheet on page 3 and enter the result here	4(b)	\$ _____
	(c) Extra withholding. Enter any additional tax you want withheld each pay period	4(c)	\$ _____

Step 5: Under penalties of perjury, I declare that this certificate, to the best of my knowledge and belief, is true, correct, and complete.

Sign Here ▶ *Larnell M Williams* ▶ 10/22/20
Employee's signature (This form is not valid unless you sign it.) Date

Employers Only	Employer's name and address	First date of employment	Employer identification number (EIN)

General Instructions

Future Developments

For the latest information about developments related to Form W-4, such as legislation enacted after it was published, go to www.irs.gov/FormW4.

Purpose of Form

Complete Form W-4 so that your employer can withhold the correct federal income tax from your pay. If too little is withheld, you will generally owe tax when you file your tax return and may owe a penalty. If too much is withheld, you will generally be due a refund. Complete a new Form W-4 when changes to your personal or financial situation would change the entries on the form. For more information on withholding and when you must furnish a new Form W-4, see Pub. 505.

Exemption from withholding. You may claim exemption from withholding for 2020 if you meet both of the following conditions: you had no federal income tax liability in 2019 and you expect to have no federal income tax liability in 2020. You had no federal income tax liability in 2019 if (1) your total tax on line 16 on your 2019 Form 1040 or 1040-SR is zero (or less than the sum of lines 18a, 18b, and 18c), or (2) you were not required to file a return because your income was below the filing threshold for your correct filing status. If you claim exemption, you will have no income tax withheld from your paycheck and may owe taxes and penalties when you file your 2020 tax return. To claim exemption from withholding, certify that you meet both of the conditions above by writing "Exempt" on Form W-4 in the space below Step 4(c). Then, complete Steps 1a, 1b, and 5. Do not complete any other steps. You will need to submit a new Form W-4 by February 16, 2021.

Your privacy. If you prefer to limit information provided in Steps 2 through 4, use the online estimator, which will also increase accuracy.

As an alternative to the estimator: if you have concerns with Step 2(c), you may choose Step 2(b); if you have concerns with Step 4(a), you may enter an additional amount you want withheld per pay period in Step 4(c). If this is the only job in your household, you may instead check the box in Step 2(c), which will increase your withholding and significantly reduce your paycheck (often by thousands of dollars over the year).

When to use the estimator. Consider using the estimator at www.irs.gov/W4App if you:

1. Expect to work only part of the year;
2. Have dividend or capital gain income, or are subject to additional taxes, such as the additional Medicare tax;
3. Have self-employment income (see below); or
4. Prefer the most accurate withholding for multiple job situations.

Self-employment. Generally, you will owe both income and self-employment taxes on any self-employment income you receive separate from the wages you receive as an employee. If you want to pay these taxes through withholding from your wages, use the estimator at www.irs.gov/W4App to figure the amount to have withheld.

Nonresident alien. If you're a nonresident alien, see Notice 1392, Supplemental Form W-4 Instructions for Nonresident Aliens, before completing this form.

Specific Instructions

Step 1(c). Check your anticipated filing status. This will determine the standard deduction and tax rates used to compute your withholding.

Step 2. Use this step if you (1) have more than one job at the same time, or (2) are married filing jointly and you and your spouse both work.

Option (a) most accurately calculates the additional tax you need to have withheld, while option (b) does so with a little less accuracy.

If you (and your spouse) have a total of only two jobs, you may instead check the box in option (c). The box must also be checked on the Form W-4 for the other job. If the box is checked, the standard deduction and tax brackets will be cut in half for each job to calculate withholding. This option is roughly accurate for jobs with similar pay; otherwise, more tax than necessary may be withheld, and this extra amount will be larger the greater the difference in pay is between the two jobs.



Multiple jobs. Complete Steps 3 through 4(b) on only one Form W-4. Withholding will be most accurate if you do this on the Form W-4 for the highest paying job.

Step 3. Step 3 of Form W-4 provides instructions for determining the amount of the child tax credit and the credit for other dependents that you may be able to claim when you file your tax return. To qualify for the child tax credit, the child must be under age 17 as of December 31, must be your dependent who generally lives with you for more than half the year, and must have the required social security number. You may be able to claim a credit for other dependents for whom a child tax credit can't be claimed, such as an older child or a qualifying relative. For additional eligibility requirements for these credits, see Pub. 972, Child Tax Credit and Credit for Other Dependents. You can also include **other tax credits** in this step, such as education tax credits and the foreign tax credit. To do so, add an estimate of the amount for the year to your credits for dependents and enter the total amount in Step 3. Including these credits will increase your paycheck and reduce the amount of any refund you may receive when you file your tax return.

Step 4 (optional).

Step 4(a). Enter in this step the total of your other estimated income for the year, if any. You shouldn't include income from any jobs or self-employment. If you complete Step 4(a), you likely won't have to make estimated tax payments for that income. If you prefer to pay estimated tax rather than having tax on other income withheld from your paycheck, see Form 1040-ES, Estimated Tax for Individuals.

Step 4(b). Enter in this step the amount from the Deductions Worksheet, line 5, if you expect to claim deductions other than the basic standard deduction on your 2020 tax return and want to reduce your withholding to account for these deductions. This includes both itemized deductions and other deductions such as for student loan interest and IRAs.

Step 4(c). Enter in this step any additional tax you want withheld from your pay **each pay period**, including any amounts from the Multiple Jobs Worksheet, line 4. Entering an amount here will reduce your paycheck and will either increase your refund or reduce any amount of tax that you owe.

Enhanced MEC Medical Plan 1

Benefits Enrollment Form New Employee Rehire Rehire Date

Employee Information

First Name <u>Larnell</u>		Last Name <u>Williams</u>		Social Security Number <u>270-84-0241</u>	
Address <u>970 11th Ave Woodhurst</u>			City <u>Rochester</u>	State <u>MIN</u>	Zip Code <u>55901</u>
Gender <input checked="" type="radio"/> Male <input type="radio"/> Female	Marital Status <input checked="" type="radio"/> Single <input type="radio"/> Married <input type="radio"/> Divorced	Date of Birth <u>7-16-1985</u>		Date of Hire	
Phone Number: <u>563-200-3386</u>			Email Address: <u>Welly2williams20@gmail.com</u>		

Please Select Desired Coverage:

<input checked="" type="radio"/> Employee Only - \$27.00/Week	<input type="radio"/> Employee+Spouse - \$41.00/Week	<input checked="" type="radio"/> Employee+Child(ren) - \$39.00/Week	<input type="radio"/> Family - \$66.00/Week
---	--	---	---

Dependent

First Name <u>Josiah L</u>	M.I. <u> </u>	Last Name <u>Williams</u>	Social Security # <u>640-27-1512</u>	Birth Date <u>9/22/10</u>	Sex <input checked="" type="radio"/> Male <input type="radio"/> Female	Relationship Spouse <input type="radio"/> Child <input checked="" type="radio"/>
-------------------------------	---------------------------	------------------------------	---	------------------------------	--	---

Dependent

First Name	M.I.	Last Name	Social Security #	Birth Date	Sex Male Female	Relationship Spouse Child
------------	------	-----------	-------------------	------------	-----------------------	---------------------------------

Dependent

First Name	M.I.	Last Name	Social Security #	Birth Date	Sex Male Female	Relationship Spouse Child
------------	------	-----------	-------------------	------------	-----------------------	---------------------------------

Other coverage information including Medicare/Medicaid

NAME OF PERSON COVERED (FIRST, LAST):

EFF. DATE

EFF. DATE

EFF. DATE

Employee Acknowledgement and Authorization - I hereby apply for the group benefit(s) as indicated. I acknowledge that all entries are true and complete and that any misstatements or failure to report information may be used as the basis for cancellation of coverage for me and my dependent(s), if any, from the original effective date. Further, I authorize my employer to make the necessary payroll deduction of premiums for coverages I have elected.

IF ENROLLING - YOU MUST SIGN HERE

Employee Signature [Signature] Date 10-19/20

EMPLOYEES DECLINING I am DECLINING coverage

I understand that I and/or my dependents, if any, waive any coverage and desire to participate in the plan at a later date. I/we may be considered a late enrollee and must meet the requirements defined in the Certificate of Coverage for the company's medical or dental plans. If I decline enrollment for myself or my dependents (including my spouse) because of other coverage, I may, in future be able to enroll myself or my dependents in this plan, provided I request enrollment within 31 days after the other coverage ends. In addition, if a new dependent relationship forms as a result of marriage, birth, adoption, placement for adoption of parting suit of adoption, I may be able to enroll myself or my dependent, provided I request enrollment within 31 days of the event.

IF DECLINING - YOU MUST SIGN HERE

Employee Signature _____ Date _____

ENROLLMENT FORM

VSI **219301-ESG-1** OFFICE USE ONLY LOCATION _____ Rehire Date ___/___/___

Fixed Indemnity Benefits Plan 2

ESC CU(UNAC*MN) P1 v20.1

A. REQUIRED EMPLOYEE INFORMATION

PRINT USING BLACK or BLUE INK (Must Be Filled Out)

First Name <i>Larnell</i>	Last Name <i>Williams</i>	Social Security # <i>270 84-0241</i>	Home Phone <i>563-200-3386</i>	Gender <input checked="" type="radio"/> M <input type="radio"/> F
Address <i>970 71th Ave NW</i>				Apt. # <i>307</i>
City <i>Rochester</i>	State <i>MN</i>	Zip <i>55901</i>	Date of Birth <i>07/16/1985</i>	

B. DO YOU OR ANY OF YOUR DEPENDENTS RECEIVE MEDICARE BENEFITS?

Yes No. If Yes, please continue.

Medicare Health Insurance Claim Number (HICN)	Medicare Effective Date
Name of Covered Person (s):	
1.	2.
	3.

C. LIMITED BENEFIT PLAN SELECTION

Payroll Deducted Weekly Rates

You **MUST** select a coverage level before any benefits in Section C. Your coverage level for the all benefits in Section C will be identical. The Fixed Indemnity Medical Plan, Dental Plan, Term Life Plan, and Short-Term Disability plans are underwritten by BCS Insurance Company and 4 Ever Life Insurance Company. The Vision plan is underwritten by Companion Life Insurance Company.

SELECT COVERAGE LEVEL	FIXED INDEMNITY MEDICAL	DENTAL	VISION	TERM LIFE	SHORT-TERM DISABILITY ²
Employee Only <input checked="" type="checkbox"/>	<i>\$19.96</i>	<i>\$6.17</i>	<i>\$2.42</i>	<i>\$0.60</i>	<i>\$4.20</i>
Employee + 1 <input checked="" type="checkbox"/>	<i>\$40.51</i>	<i>\$12.34</i>	<i>\$4.92</i>	\$0.90	N/A
Employee + Family <input type="checkbox"/>	\$54.09	\$20.36	\$6.56	\$1.80	N/A
NO to ALL Benefits <input type="checkbox"/>	<input checked="" type="checkbox"/> Yes <input type="checkbox"/> No	<input checked="" type="checkbox"/> Yes <input type="checkbox"/> No	<input checked="" type="checkbox"/> Yes <input type="checkbox"/> No	<input checked="" type="checkbox"/> Yes <input type="checkbox"/> No	<input checked="" type="checkbox"/> Yes <input type="checkbox"/> No

¹This coverage is not available to residents of NH, HI, or PR. ²STD is not available to persons who work in CA, HI, NJ, NY, or RI.

For Term Life / Accidental Death & Dismemberment, please write in your beneficiary information. Accidental Death & Dismemberment is part of the Term Life Benefit.

Name	Relationship
------	--------------

D. REQUIRED DEPENDENT INFORMATION

Full Name <i>Josiah L Williams</i>	Social Security # <i>640-27-1517</i>	Date of Birth <i>09/21/2010</i>	Gender <input checked="" type="radio"/> M <input type="radio"/> F	Relationship <input type="checkbox"/> Spouse <input checked="" type="checkbox"/> Child <input type="checkbox"/> Domestic Partner
Full Name	Social Security #	Date of Birth / /	Gender <input type="radio"/> M <input type="radio"/> F	Relationship <input type="checkbox"/> Spouse <input type="checkbox"/> Child <input type="checkbox"/> Domestic Partner
Full Name	Social Security #	Date of Birth / /	Gender <input type="radio"/> M <input type="radio"/> F	Relationship <input type="checkbox"/> Spouse <input type="checkbox"/> Child <input type="checkbox"/> Domestic Partner
Full Name	Social Security #	Date of Birth / /	Gender <input type="radio"/> M <input type="radio"/> F	Relationship <input type="checkbox"/> Spouse <input type="checkbox"/> Child <input type="checkbox"/> Domestic Partner

E. REQUIRED SIGNATURE

YOU MUST SIGN AND DATE, EVEN IF YOU DECLINE COVERAGE

I have read the benefit packet and understand its limitations. I understand that open enrollment is only available for a limited time and I understand that making no benefit selection is a declination of coverage.

DATE <i>10/19/2020</i>	SIGNATURE <i>[Signature]</i>
---------------------------	---------------------------------